

The ECX-306X is a compact SMD Tuning Fork Crystal. The 3.8 x 8.0 x 2.5 mm package is ideal for today's SMD manufacturing environment.



- Low Profile
- Long Term Stability
- Industry Standard Footprint
- Extended Temp. Range
- RoHS Compliant

## OPERATING CONDITIONS / ELECTRICAL CHARACTERISTICS

PARAMETERS	CONDITIONS	ECX-306X			UNITS
		MIN	TYP	MAX	
Frequency	Fo		32.768		KHz
Frequency Tolerance	@ +25°C			± 20 *	ppm
Load Capacitance	Specify in P/N		12.5		pF
Drive Level	DL			1.0	μW
Equivalent Series Resistance	R1			50K	Ω
Turnover Temperature		+20	+25	+30	°C
Temperature Coefficient		-0.028	-0.034	-0.040	ppm/°C <sup>2</sup>
Shunt Capacitance	Co		1.35		pF
Aging (First Year)	@ +25°C ±3°C			±3	ppm
Operating Temperature	Topr	-40		+85	°C
Storage Temperature	Tstg	-55		+125	°C
Insulation Resistance	@ 100V DC	500M			Ω

## DIMENSIONS (mm)

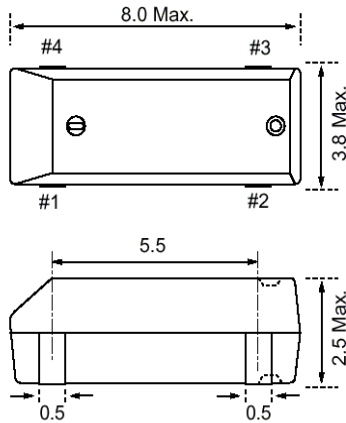


Figure 1) Top, Side, and End views

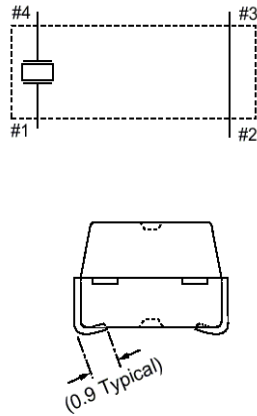


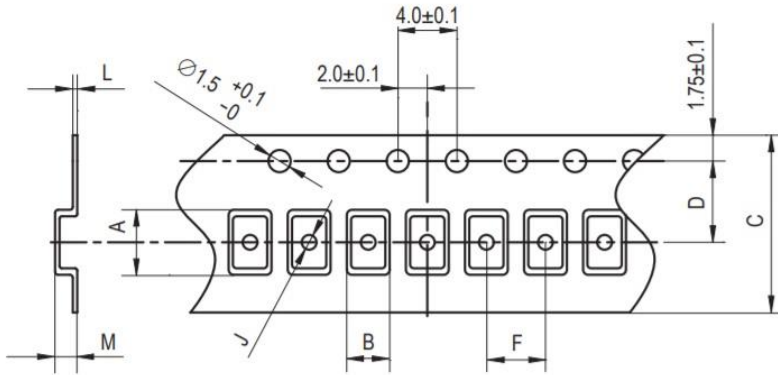
Figure 2) Suggested Land Pattern

## PART NUMBERING GUIDE: Example ECS-.327-12.5-17X-TR

ECS - FREQUENCY ABBREVIATION	LOAD CAPACITANCE	PACKAGE	CUSTOM OPTIONS Tolerance	PACKAGING
ECS	.327 = 32.768 KHz 12.5 = 12.5 pF 6 = 6 pF	17X = ECX-306X	Blank (Std) = ±20 ppm * C = ± 10 ppm	TR = Tape & Reel 3K/Reel

\*Contact ECS for availability

**POCKET TAPE DIMENSIONS (mm)**



A	B	C	D	F	J	L	M	Reel Dia.	Qty/Reel
8.3	4.0	16.0	7.5	8.0	1.6	0.3	2.7	330	3000pcs

SOLDER PROFILE
Peak solder Temp +260°C Max 10 sec Max.
2 Cycles Max.
MSL 1, Lead Finish Sn/Cu



Figure 1) Suggested Reflow Profile